

# Chaturvedi & Company

Chartered Accountants

KOLKATA - KANPUR  
LUCKNOW - DELHI - MUMBAI

No. 14, Padmanabha Street,  
T. Nagar, Chennai - 600 017.

☎ : 2834 1255, 2834 2655,  
Fax : (044) 2834 4089

E-mail : chaturvedi.chennai@gmail.com

## LIMITED REVIEW REPORT

To The Board of Directors KANISHK STEEL INDUSTRIES LIMITED

We have reviewed the accompanying statement of unaudited Standalone financial results of Kanishk Steel Industries Limited ("the Company") for the Quarter ended June 30<sup>th</sup> 2016. ("the Statement"), except for the disclosures regarding 'Public Shareholding' and Promoter and Promoter Group Shareholding', which have been traced from disclosures made by the management and have not been reviewed by us. This statement is the responsibility of the Company's management and has been approved by the Board of Directors of the Company. Our responsibility is to issue a report on these financial statements based on our review.

We conducted our review in accordance with the Standard on Review Engagement (SRE) - 2410, "Review of Interim Financial Information Performed by the Independent Auditor of the Entity" issued by the Institute of Chartered Accountants of India. This Standard requires that we plan and perform the review to obtain moderate assurance as to whether the financial statements are free of material misstatement. A review of interim financial information is limited primarily to inquiries of company personnel and analytical procedures applied to financial data and thus provides less assurance than an audit. We have not performed an audit and accordingly, we do not express an audit opinion.

Based on our review conducted as above, nothing has come to our attention that causes us to believe that the accompanying statement of unaudited financial results prepared in accordance with applicable accounting standards and other recognized accounting practices and policies has not disclosed the information required to be disclosed in terms of Regulation 33 of the SEBI (Listing Obligations and Disclosure Requirements) Regulations, 2015 including the manner in which it is to be disclosed, or that it contains any material misstatement.

Chennai  
09-08-2016



For Chaturvedi & Co  
Chartered Accountants  
FRN 302137E

*S. Ganesan*

S Ganesan, FCA  
Partner  
M. No. 217119

# KANISHK STEEL INDUSTRIES LIMITED

Registered Office: B-27(M) & B-27(N), SIPCOT INDUSTRIAL COMPLEX, GUMMIDIPOONDI, THIRUVALLUR DISTRICT, TAMILNADU-601201

CIN : L27109TN1995PLC067863

[www.kanishksteels.in](http://www.kanishksteels.in)


Ph: (044)42919700



## UNAUDITED STANDALONE FINANCIAL RESULTS FOR THE QUARTER ENDED JUNE 30, 2016

### PART I

#### Statement of Unaudited Standalone Financial Results for the Quarter ended June 30, 2016 (Rupees in Lakhs)

Sl.	Particulars	Quarter Ended		Year Ended	
		30.06.2016	31.03.2016	30.06.2015	31.03.2016
		(Unaudited)	(Unaudited)	(Unaudited)	(Audited)
<b>1</b>	<b>Income from operations</b>				
(a)	Net Sales /Income From Operations (Net of excise duty)	4,867.30	7,735.18	7,868.95	27,261.05
(b)	Other Operating Income	-	-	-	-
	<b>Total Income from Operations (Net) [1(a)+1(b)]</b>	<b>4,867.30</b>	<b>7,735.18</b>	<b>7,868.95</b>	<b>27,261.05</b>
<b>2.</b>	<b>Expenses</b>				
(a)	Cost of materials consumed	2,467.11	2,945.66	4,078.88	12,048.15
(b)	Purchase of Stock-in-trade	860.70	4,227.05	2,163.83	11,044.13
(c)	Changes in inventories of finished goods, work-in-progress and stock-in-trade	176.54	(814.78)	816.16	260.58
(d)	Employee benefits expense	17.19	24.88	23.37	88.82
(e)	Depreciation and amortisation expense	48.03	52.05	40.83	188.18
(f)	Other expenses	1,231.89	1,538.87	641.64	3,748.15
	<b>Total Expenses</b>	<b>4,801.46</b>	<b>7,973.73</b>	<b>7,764.71</b>	<b>27,378.01</b>
<b>3.</b>	<b>Profit / (Loss) from operations before other income, finance costs and exceptional items(1-2)</b>	<b>65.85</b>	<b>(238.55)</b>	<b>104.24</b>	<b>(116.96)</b>
<b>4.</b>	<b>Other Income</b>	<b>53.83</b>	<b>333.01</b>	<b>17.82</b>	<b>1,052.28</b>
<b>5.</b>	<b>Profit / (Loss) from ordinary activities before finance costs and exceptional items (3 + 4)</b>	<b>119.67</b>	<b>94.46</b>	<b>122.06</b>	<b>935.32</b>
<b>6.</b>	<b>Finance costs</b>	<b>75.88</b>	<b>83.79</b>	<b>83.97</b>	<b>323.00</b>
<b>7.</b>	<b>Profit / (Loss) from ordinary activities after finance costs but before exceptional items (5 - 6)</b>	<b>43.80</b>	<b>10.67</b>	<b>38.09</b>	<b>612.32</b>
<b>8.</b>	<b>Exceptional Items</b>	<b>-</b>	<b>-</b>	<b>-</b>	<b>-</b>
<b>9</b>	<b>Profit / (Loss) from ordinary activities before tax (7 - 8)</b>	<b>43.80</b>	<b>10.67</b>	<b>38.09</b>	<b>612.32</b>
<b>10</b>	<b>Tax Expenses</b>	<b>23.90</b>	<b>29.20</b>	<b>12.57</b>	<b>139.28</b>
<b>11.</b>	<b>Net Profit (+)/Loss(-) from Ordinary Activities after tax (9-10)</b>	<b>19.90</b>	<b>(18.53)</b>	<b>25.52</b>	<b>473.04</b>
<b>12.</b>	<b>Extra-Ordinary Items (Net of Tax Expense Rs.NIL)</b>	<b>-</b>	<b>-</b>	<b>-</b>	<b>-</b>
<b>13.</b>	<b>Net Profit(+)/Loss(-) for the Period / Year (11-12)</b>	<b>19.90</b>	<b>(18.53)</b>	<b>25.52</b>	<b>473.04</b>
<b>14.</b>	<b>Paid-up Equity Share Capital (face value of Rs.10/- each)</b>	<b>2,846.57</b>	<b>2,846.56</b>	<b>2,846.57</b>	<b>2,846.57</b>
<b>15.</b>	<b>Reserve excluding Revaluation Reserves as per balance sheet of previous accounting year</b>				<b>1,191.81</b>
<b>16.</b>	<b>Earnings per Share (EPS) (in Rs.) (not annualised)</b>				
(a)	Basic and diluted EPS before Extraordinary items	0.07	(0.07)	0.09	1.66
(b)	Basic and diluted EPS after Extraordinary items	0.07	(0.07)	0.09	1.66



PART II					
A	PARTICULARS OF SHAREHOLDING				
1	Public Shareholding				
(a)	Number of Shares	8352591	8352591	8347591	8352591
(b)	Percentage of Shareholding	29.37	29.37	29.37	29.37
2	Promoters and Promoter group Shareholding				
(a)	Pledged/ Encumbered				
	Number of Shares	1120000	1120000	1120000	1120000
	Percentage of Shares (as a % of the total shareholding of Promoter and Promoter group)	5.58	5.58	5.58	5.58
	Percentage of Shares (as a % of the total share capital of the Company)	3.94	3.94	3.94	3.94
(b)	Non-encumbered				
	Number of Shares	18963483	18963483	18968483	18963483
	Percentage of Shares (as a % of the total shareholding of Promoter and Promoter group)	94.42	94.42	94.42	94.42
	Percentage of Shares (as a % of the total share capital of the Company)	66.69	66.69	66.69	66.69
Particulars		3 months ended on 30.06.2016			
B	INVESTOR COMPLAINTS				
	Pending at the beginning of the quarter			NIL	
	Received during the quarter			NIL	
	Disposed of during the quarter			NIL	
	Remaining unresolved at the end of the quarter			NIL	
<b>Notes :</b> 1.Previous period figures have been regrouped wherever necessary. 2.The company has only "Steel" as a significant reportable segment. 3.The above financial results were reviewed and approved by the Audit Committee and Board of Directors at their respective Meetings held on 09th August, 2016.					
Date : 09.08.2016 Place: Chennai		 For KANISHK STEEL INDUSTRIES LIMITED,  VISHAL KEYAL Whole- time Director			